



## Summary Feedback

### ST1 – ST4 Teaching Programme 2023

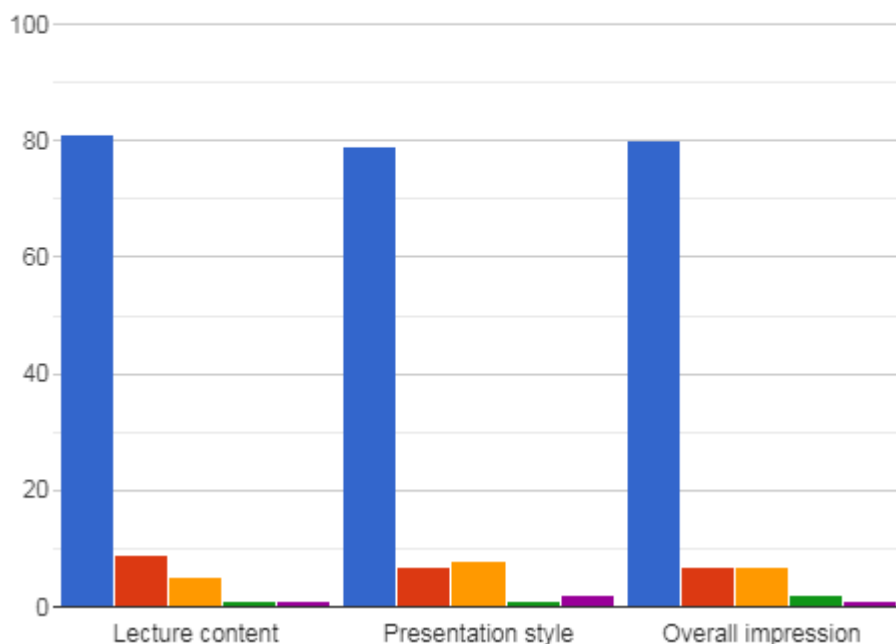
**DKT FRCR 2B Practice Viva (Session 29) - Pre-recorded  
Basildon A to Zee Course: Chest X-ray for FRCR Exam (Part 2)  
(10<sup>th</sup> August 2023)  
Delivered By:  
(Thaj Rehman)**

#### Summary Points:

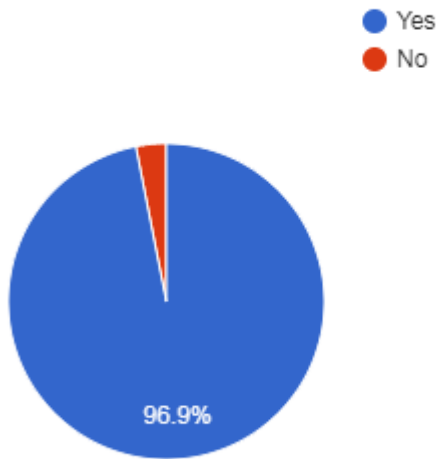
- ST1-ST4 teaching programme 2023 – FRCR 2B Practice Viva Session 29: 3 hours teaching time
- Total Attendees: 298 from 35 Countries (Australia, Bahrain, Bangladesh, China, Czech Republic, Dominica, Egypt, Ethiopia, Hong Kong, India, Indonesia, Iraq, Jordan, Kenya, Kuwait, Malaysia, Mauritius, Myanmar, Nepal, Nigeria, Oman, Pakistan, Qatar, Saudi Arabia, South Africa, Sri Lanka, Sudan, Swaziland, Türkiye, UAE, UK, USA, Yemen, Zambia, Zimbabwe).
- Total feedback received from 97 participants

Please rate the following aspects of the session

Excellent Very good Good Satisfactory  
Poor



Did you find it useful  
97 responses

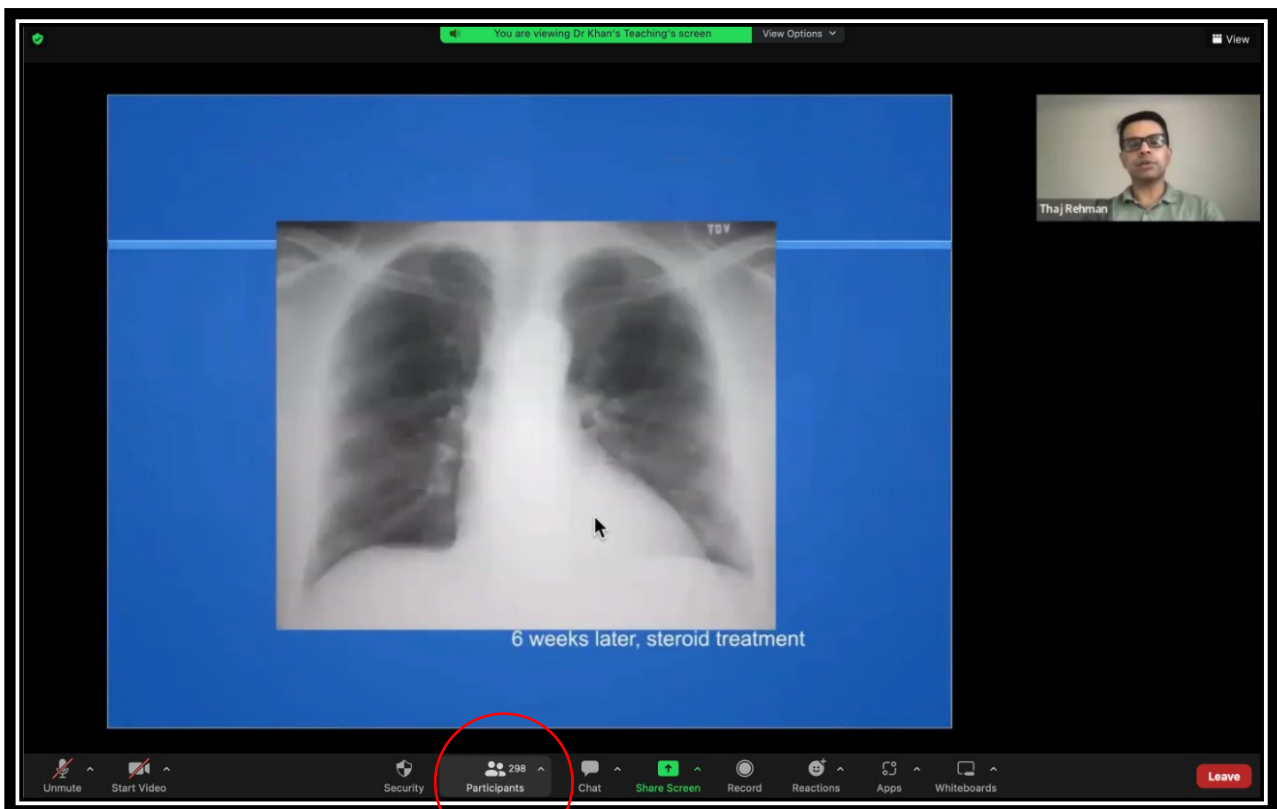


## Testimonials

- Plenty of films with excellent explanations by Dr. Thaj as usual (Saudi Arabia).
- Everything from the quality of cases to the discussion was superb (Pakistan).
- All lung conditions in one lecture (Bahrain).
- "I liked easy going manner of lecturer, well presented cases with thorough presentation leading to solution" (Pakistan).
- Case discussion in viva style for sake of FRCR 2b candidates next month is very useful (Egypt).
- Well structured teaching (Hong Kong).
- Very informative (UAE).
- Really appreciating your great educational & professional efforts (Egypt).
- Very usefull (Oman).
- Variable chest pathology (Saudi Arabia).
- Approach and cases was amazing (India).
- All aspects are useful (Pakistan).
- Good discussion points and DD. Good summary slides (UK).
- Cases were good (Pakistan).
- All chest module presented (Egypt).
- Good teaching (Pakistan).
- All aspects are perfect (Saudi Arabia).
- Excellent cases (Pakistan).
- Good for FRCR 2b (UK).

## DKT FRCR 2B Practice Viva (Session 29) - Basildon A to Zee Course: Chest X-ray for FRCR Exam (Part 2)

- Interactive with instant feedback was useful (Pakistan).
- Way to presentation was amazing (Sri Lanka).
- As always it's most informative (UK).
- Valuable case and good differential (Egypt).
- Practicing a lot of chest xray (Saudi Arabia).
- Excellent lecture (India).
- The whole lecture was valuable (Egypt).
- Excellent session (Pakistan).
- Great teaching (Pakistan).
- Excellent stuff (Pakistan).
- Perfect (Saudi Arabia).
- Thumbs up (Pakistan).
- Excellent session sir (Pakistan).
- Nice (Egypt).
- Excellent session (Saudi Arabia).
- Wonderful (Nigeria).
- Great job. Thankyou (Pakistan).
- Great effort , thank you (Egypt).
- Excellent lecture (India).
- Great revision session (Kenya).
- It's very helpful lecture (Egypt).



**Honeycomb lung**

- Collagen disorders- basal
- Chronic hypersensitivity pneumonitis/EAA- UL
- Sarcoid- sparing apices
- Pneumoconiosis- asbestosis
- Cystic bronchiectasis
- Drugs
- LCH- preceded by nodules, mid/upper zones
- LAM, Tuberos Sclerosis, Neurofibromatosis
- IPF

18

=====XX=====XX=====